



San Diego Woodturners

Proud Founders of the Turn-Around-for-Vets (TAV) Program



Volume 2020 Number 09

September 2020

9984 Scripps Ranch Blvd #198, San Diego, CA 92131

www.sdwt.org

This month at SDWT

“ZOOM” Video Conferencing continues...

SDWT Welcomes Art Liestman for this month's September Virtual Demo.



Contents:

<i>Shavings...from the Prez</i>	2	<i>Member "Chips" Info</i>	8	<i>Wants/Disposal</i>	14
<i>Calendar of Events</i>	4	<i>Membership Form</i>	9	<i>Rockler Coupon</i>	17
<i>SCAM/Fraud Info</i>	5	<i>From the Webmaster</i>	10	<i>Mentors</i>	18
<i>Wood Resources</i>	6	<i>Aug Demo Sum</i>	11	<i>Board/Committee</i>	
<i>TAV Update</i>	7	<i>DVD Info</i>	12	<i>Members</i>	19
		<i>Resources</i>	13	<i>Cut-offs</i>	20



Brian Saunders

SHAVINGS

from the Prez . . .

As I write this edition of Shavings, we are in our sixth month of lockdown. While infection rates in San Diego are down a bit and some things are cautiously opening up, our club is comprised mostly of “high risk” vulnerable senior citizens so we will remain locked down for awhile longer. Vaccine trials are underway in several locations and I am optimistic that there is “light at the end of the tunnel”. As the lockdown continues we will strive to open the wood yard and make sand paper, Abranet and CA glue available periodically. Please open email blasts from info@sdwt.org, [check](#), check the SDWT Facebook page and our website for information on upcoming events. Virtual meetings will continue for now.

Since the internet and occasional phone calls are the main way we must communicate during the lockdown, it is important that we have your correct contact information. **Please check your information in the Membership Directory of the Member’s Only Section of our website to be sure that your information is up to date.** If the information is not correct or up to date, please send the corrections to Esther at member-ship@sdwt.org. If you have forgotten the password or are having trouble getting on the website or the Members Only Section of the website, please contact Brian at pres@sdwt.org.

Alex Snodgrass did a wonderful presentation on bandsaw tune up and maintenance and made a small box. I really learned a lot! I am now able to refold a 105 inch bandsaw blade without cutting off my nose or any other appendage! We plan to bring Alex back in the near future for more on the bandsaw including jigs and safety. Again look for blasts in your email from info@sdwt.org.

Thank you to Roman for putting together the bandsaw blade survey. Unfortunately, not too many of us filled it out. Thank you to Roman and Sally for organizing the group purchases of bandsaw blades from Timberwolf and Carter!

And a brief word on **safety**. In the business session of our meeting on August 15, Paul Simpson was courageous enough to share with us a near tragedy that he experienced recently while using his bandsaw with a dull blade. The business meeting was recorded and is available in the “Members Only” Section of our website. Please check it out so you can hear about it first-hand. I will mention a couple of points.

First, if you are not intentionally doing pyrography and things begin to smoke, STOP WHAT YOU ARE DOING and figure out what is going on! Fire is a real danger in our shops! Second, remember to check piles of shavings for smoldering embers and, if you were using dust collection, check your dust collection system and collection equipment for smoldering embers. Third, always use sharp tools, blades and bits. Dull equipment is dangerous and increases the risk of fire. Remember scouts starting camp fires using friction?!? Fourth, remember to keep your shop clean. This greatly reduces the risk of a shop fire. And lastly, remember to frequently check your fire extinguishers, especially to be sure that they are in date, you know how to use them and where you put them.

(continued on page 3)

(Shavings Continued)

Member Survey on Computers, the Internet, Social Media and Zoom

In early August we sent a survey to all members via blast from info@sdwt.org. The blast was sent to 232 members and about 85% opened it. The 15% who didn't open it comprise 35 members. As those who do not open blasts may represent a group who are having technical difficulties with computers, the internet, social media and the internet, paper surveys were mailed to them the old fashioned way. A stamped return envelope was included.

The electronic version of the survey closed on August 22. One hundred and ninety seven opened the blasts and 120 returned the survey electronically. We are still waiting for the USPS mailed surveys to be returned. Leonard Badour is compiling the data and results will be presented to membership in next month's blasts. Written comments will be reviewed and will inform Board decisions as we move forward. Individual results are confidential and only summary data will be presented.

In the comments in the survey, a couple of folks offered to volunteer. I don't know who you are, so please contact me at pres@sdwt.org about your desire to volunteer.

Thank you to all who took the time to fill out and return the survey.

We do not know how many members are having issues with computers, the internet, Zoom or other technical issues. To assist those who might be having issues we have put together a technical help committee. Committee members include: Hal Gorss, Roy Ulrich, Esther Assemat, Joe Fleming, Ron Kaplan, Mike Foreman and Brian Saunders. Please contact individual members using contact info in the "Member's Only" Section of our website or at help@sdwt.org.

Looking forward to seeing you all virtually on September 19. Our demonstrator is Art Liestman, from British Columbia, who will show us how to burn highly figured wood to produce beautiful patterns.

Stay safe!

Brian



(Safety is always a worthwhile routine)

SDWT Demonstration/Event Schedule Adjustment for 2020



I hope you are all staying well. We are blessed to have such a wonderful pastime to keep us busy while we are not able to get together in person. The new technology of Remote Interactive Demos (via ZOOM) is perfect for our current situation. Forthcoming demo's as follows:

Sally



Our virtual demonstrator for **September 19th** meeting is **Art Liestman** (artliestman.com). Art will be addressing "Flame Texturing of Highly Figured Wood." In turning a small bowl, I will show my technique for "flame texturing" highly figured wood. The textured wood can either be left "as is" or colored with multiple layers of acrylic paints using a dry brush technique. As an example, I turn, flame texture, and color a "popcorn bowl" which ends up looking like stone. Burning and dry brushing are shown in detail, and a doughnut chuck is described and used.

[ZOOM virtual meeting access code/invite and password will be provided from Esther to all SDWT members prior to the meeting date.](#)



October (17th) our remote demonstrator will be **Rudy Lopez** (rudolphlopez.com)



November (21st) Pro-Penturner **Mark Dryer**. Will demonstrate on improving your skills in pen turning. See Mark's pens at (theartofpens.com).



December (12th) **Joe Fleming** returns and will provide a demonstration on turning and making a stool with a rush seat..

Just a Reminder to All SDWT Members



Beginning in 2018, cybercriminals attacked SDWT club officers by using information obtained from our website. Since we have removed contact information from the public areas of our website and increased fraud awareness, these attacks have subsided. However, these criminals are sophisticated and change their tactics frequently.

In addition to direct attacks against our club, new scams are being reported involving tax filing delays, tax refunds, Social Security, the Census, COVID-19 Economic Impact Checks, and COVID-19. These scams involve phishing emails, robocalls and even people coming to our homes to sell non-existent vaccinations, medicines and tests. Be vigilant! Maintain a high level of suspicion!

DO NOT RESPOND TO ROBOCALLS OR CLICK LINKS THAT YOU DO NOT RECOGNIZE!

We must all have a high level of suspicion concerning any request for money, gift cards, banking information, credit card information, PayPal information, crypto currency, etc. and always keep our guard up!

SDWT will NEVER:

Send an email asking anyone to send or email gift cards or cryptocurrency.

Send an email asking for money or payment, **EXCEPT** for a class that you have signed up for, and then only send a check for the fee to the treasurers at our club's address. SDWT will never ask for gift cards or cryptocurrency to pay for classes.

PayPal is used for membership, and for donations.

REMEMBER, cyber criminals are very sophisticated and even the experts can be fooled!

If in doubt, ALWAYS call the treasurer, president or a club officer using the contact information found in the Members Only section of the SDWT website!



As members of the San Diego Woodturners, you may come across an opportunity for us to add to our wood inventory and made available to our membership at nominal cost.

If you hear of anyone needing to move wood off their property please give me a call
Dan White (see members only tab (membership directory for contact info or send an email to GotWood@sdwt.org).



Lumbercycle has a large quantity of good wood available to pick-up in Ramona. (see lumbercycle.org for more info).

Individual club members may contact Tom Hamilton at lumbercycle@gmail.com to arrange an appointment to pick up wood at the Lumbercycle lot in Ramona. Lumbercycle staff are not at the Ramona lot everyday so an appointment is necessary

It is important that masks are worn and that social distancing is maintained during this COVID-19 crisis.

SDFWA (San Diego Fine Woodworkers) recently hosted an online event where Tom gave a presentation and tour of Lumbercycle. Go to the SDFWA.ORG web site to “Online Events” and click on “Shop Tour: Lumbercycle” for a repeat video of the event. Good Info!



Turn Around for Veterans (TAV)

Chairman: *Paul Simpson* .



Turn Around for Vets (TAV) is a critical program of the San Diego Woodturners Club. All TAV activities are carried out by a dedicated, unpaid group of volunteers so that 100% of donated funds, designated for TAV, are used to purchase supplies and equipment and to support the program. As always, any one can make a cash or material donation to SDWT, designated for TAV, and receive a letter from our treasurer that acknowledges the gift as a tax deductible item, if otherwise eligible under current tax code.



Paul

(TAV Committee Chairman)

This months Update:

No particular update for this month other than a reminder per last months info on serviceable tools either woodturning tools or other type of woodworking equipment to donate to our TAV vets and/or our active duty TAV participants.

We all have tools that are still safely usable that we are not using. Please consider donating these useful tools to help an active duty serviceperson or veteran.

Lathes, Shopsmiths, turning tools and accessories, may be donated to Turn Around for Vets (TAV). Please contact **Paul Simpson** at TAVcharman@sdwt.org

Another option is donating woodorking tools to **Tools4Troops**. Please contact Rich Setzer at sandiego@tools4troops.org. Thanks!



Tools4Troops.org



Member-"Chips"

Hello San Diego Woodturners:

As odd as this year has been, it's nice to be part of a club that has kept ahead of the curve and has kept active online. We're looking into trying a Virtual Instant Gallery for this month's Zoom meeting, and we hope you'll let us know if we're on the right track. If you're having technical difficulties, let us know and we'll try to help you to the best of our abilities. I hope to see you all at our next zoom meeting!

If you're already a member, consider also joining AAW, if you think our resources are great, you will no doubt benefit from their pool of knowledge. Check them out at www.woodturner.org

Remember that as a paid member, you have access to the [SDWT Members facebook group](#) I hope you decide to join the group, it's a very simple way of interacting with other members of the club.

If you are an existing member interested in one of the new wooden badges, the cost will be \$7 per badge and it will include your choice of either magnet or pin attachment. If you need either an extra pin or magnet, those will be \$1. (Suspended for a bit, please be patient)

If you have any questions or you think you might be missing club emails. Let us know either in [SDWT Members](#) or membership@sdwt.org

Thank you,

Esther Assemat (Membership Committee Chair)

Questions: Contact me at Membership@sdwt.org



San Diego
Woodturners

A chapter of the American Association of Wood Turners



Membership Form

SDWT membership is \$50.00 per calendar year. To become a member, complete this form and a check to SDWT. Send to the address below or bring it to any SDWT meeting, go to (www.sdwt.org) for our meeting time and location. If you have any questions, please contact us at (info@sdwt.org)

Date _____

Name _____

Address _____

City _____ State _____ Zip _____

Phone # _____

Email _____

Our membership allows our club to hold monthly meetings, enjoy refreshments, watch expert demonstrations and participate in classes. As a member, you will have access to woodturning supplies, video library, wood resources and mentorship.

Check out our website at www.sdwt.org

San Diego Woodturners
9984 Scripps Ranch Blvd. #198
San Diego, Ca. 92131

From the SDWT WEBMASTER

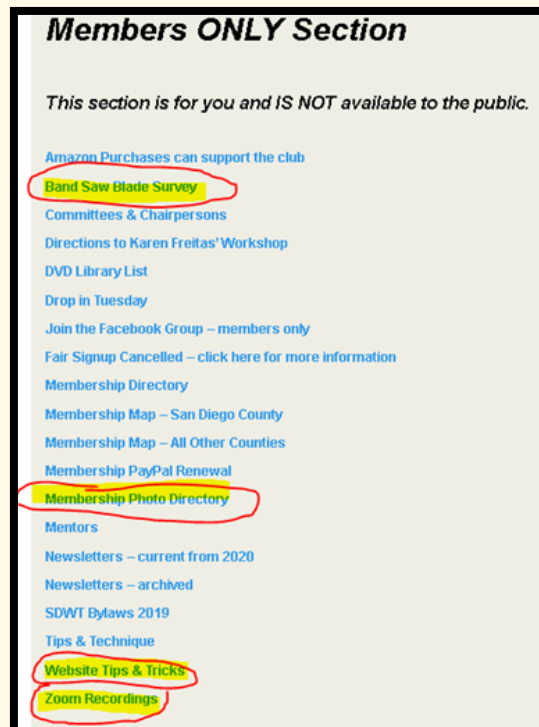


There are new items on the **MEMBERS ONLY** webpage to check out

Website Tips & Tricks – There is a new document that summarizes each of the clickable links on this webpage and their function. See the list below and remember you'll need the password to access this webpage.

Membership Photo Directory – Brought back this document and now we need lots of member's pictures, so don't be shy. Check it out and email your headshot to memberphoto@sdwt.org

Zoom Recordings – Did you miss any of the Zoom meetings the last months or can't read your notes? No problem as you can find them on our website.



Have you been on a woodturning website and saw a feature that we should have on our website? Send the information to webmaster@sdwt.org and keep the chips flying.

Aug Demo Summary



Our August demonstrator was Mr. Alex Snodgrass (Mr. Bandsaw). If you missed this demo, go to the SDWT web site - Members Only Tab, then go to ZOOM recordings to view this demonstration. Alex's set-up procedures from his BANDSAWFOR-LIFE.COM website provided below and was the focus of his demo. Check out his site for other interesting info and sign-up. It was a very informative presentation with all the hints and tips on proper set-up of the bandsaw. A bandsaw box project was presented as well. Thanks Alex for all the information to tune up our respective bandsaw's.

Bandsaw Set Up Procedure

- 1 Back away all blade guides, install the blade, and set the tension.



- 2 Adjust the blade so that the deepest part of the gullet is in the center of the wheel.



- 3 Align the front edge of the side blade guides about 1/16" behind the deepest part of the gullet, for both the top and the bottom guides. (Blade Guard removed for clarity)



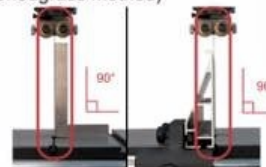
- 4 Adjust the thrust bearings to be within 1/64" of the back edge of the blade, for both the top and the bottom bearings. (Blade Guard removed for clarity)



- 5 Adjust the side blade guides to be within 1/64" of the blade, for both the top and the bottom guides.



- 6 Level the table and square the fence to the blade using a precision square. (Use Alex Snodgrass Method)



[More Info at BANDSAWLIFE.COM](http://BANDSAWLIFE.COM)

Raffle

As you know we are on hold with club activities and such. We will reconvene with our fantastic raffle at that time at our next group meeting sometime in the future.

I've been turning in my shop and encourage you to do the same if you're at home. Please do share some of those turnings pictures and post on our SDWT [Facebook \(SDWT Members facebook group\)](#) member page (our virtual "Instant Gallery" if you will). Always amazing to see what members are turning.

In addition, if you're looking for some help, our mentors are available to answer questions. Give them a call (Phone # via Member Directory).

Be safe in you shop and otherwise.



Jeff Neff - Raffle Committee and Mentor Chairman.

From the DVD Library



Hi All

The SDWT DVD Library will not be available at my Fallbrook Garage. Essentially there has been no interest so it has been discontinued till such time as we meet at Nottingham or if interest is generated otherwise.

If you have question you can contact me. My Web address is in the Members Only directory of our Web site.

Have a Great Day and Be Safe..

Carolyn Jones

NOTTINGHAM ACCESS

For access to the Nottingham Arts Center contact Terry Sullivan via e-mail (go2tms2@gmail.com). A voice message may additionally be left at the number listed in the member directory. Include the day and time you wish to arrive as well as the purpose of your visit. You must have approval from Terry or his representative for access to the facility.

Do not enter the Nottingham facility or grounds without prior approval or without the project leader present.

Resources

Tropical Exotic Hardwoods

2270 Camino Vida Roble site "B"
Carlsbad, CA 92008 (760-434-3030)

North County Tools

955-A Rancheros Drive
San Marcos, CA 92069 (760-743-2004)

Enviro-Safety Products (No discount)

516 E. Modoc Ave.
Visalia, CA 93292—7630
(800) 637-6606

Rockler

8199 Claremont Mesa Blvd
San Diego, CA 92111 (858 268-1005)

The Hardwood & Hardware Co

8849 Complex Dr
San Diego, CA 92126
(858 - 536-1800)

Woodworker West

PO Box 452058
Los Angeles, CA 90045
(310) 216 - 9265

Tool Depot

3464 Pickett St
San Diego, CA (619) 220 - 7111
1655 Broadway #13
Chula Vista, CA (619) 585-800

SD Urban Timber

922 Industrial Blvd
Chula Vista, CA 91911
619-207-4084 (sdurbantimber.com)

American Furniture Design

Ben Matte Tung Oil can be purchased here


2243 Mountain View Dr.
Escondido, CA
(760) 743-6923

Fix My Batteries

1291 Simpson Way #F
Escondido, CA 92029
(760) 747-8762
Josh Zeller, owner
10% discount on products and battery rebuilds

Bennett Crone Lumber and Ply-wood, Inc.

1202 Piper Ranch Rd
San Diego, CA 92154
619-661-0667
(Bennettcrone.com)



Wants And Disposals

Wants and Disposals is open only to current members that want to Buy, Sell, or Trade equipment or supplies. It is not intended as a commercial market place. These listings are presented as a service to our members. It is not an invitation to solicit nor permission to contact the member on matters not relating to the listing.

Items for Wants and Disposal may be emailed to **Dave John (email addr in Members listing - Members Only Area)** (Up to three pictures may be included and will be placed within Wants and Disposal section of this Newsletter.

ABRANET MESH GRIP ABRASIVE

SDWT has: 80, 120,180, 240, 320, 400, 600 and 800 grits for \$2 per sheet.

In addition, SDWT has an "Intro Pack" which contains all these grits for \$10.

Available at regular meetings.

Cyanoacrylate (CA GLUE)

Parafix Cyanoacrylate Adhesives, manufactured in the United States by Parson Adhesives, Inc.

- Parafix #3420 Thin CA Glue 2 oz bottle - \$4.00
- Parafix #3401 Medium CA Glue 2 oz bottle - \$4.00
- Parafix #3416 Thick CA Glue 2 oz bottle -\$4.00
- Parafix #3422 Gel CA Glue 2 oz bottle - \$4.00
- CA Applicator Tips Pkg of 5 applicators - \$3.00
- Parafix #155 CA Activator 12 oz aerosol can - \$11.00

Cleaning out your Shop.....consider some of those unused tools for donations to TAV or Tools4Troops. Another option is to advertise here in this space to sell your item or donate your item as well. Item info along with contact info is all that is needed. Pics help as well. Send to NewsletterEditor@sdwt.org. Free to members.

Your Ad here. Free to members 1x.

Send your item info/pic along with contact

info to NewsletterEditor@sdwt.org



11717 Caminito Vantana • San Diego, CA 92131
858-395-0562 • airbrushingwood.com

Joe carries the full line of Grex Professional airbrush products including:

Airbrushes - Tritium pistol grip and Genesis XGi pencil grip
Compressors
Accessories
Private Stock acrylic paint



Joe carries all Grex Air Tools, featuring:

AOS 368 Random Orbital Sander
AG 368 Angle Grinder and Carving Tool



Learn more about the above products and see Joe's Gallery at Airbrushingwood.com. (highly recommended) along with his educational material on color/airbrushing and much more. Good Stuff!!



Hollow-Pro Tools™

Designed by professional woodturner **Mike Jackofsky** and manufactured in the USA by the *Hunter Tool Company*.

1) **The Hollow-Pro Rocket Tool:**

These tools feature a unique negative angle built into the tip. They have been specifically designed to use the Hunter carbide cutters; the negative angle makes the carbide less aggressive and easier to control. Hollow Pro Rocket tools are professional, fast and efficient hollowing tools for making hollow vessels up to about 7" high x about 7" diameter. These 8" tools have 3/8" shafts to allow hollowing through very small restricted openings. The tools use replaceable #1 size carbide cutters and are designed to fit into any large handle with a 3/8" or 1/2" opening. (Tip: place the screws from these handles on the side or top of the tools, so the bottom will slide smoothly on the tool rest).

The round shafts of these tools can be rotated slightly to make clean "shear" cuts and the bent tool is also very useful for undercutting the opening on larger hollow vessels. The kit comes with one straight and one bent tool and includes replaceable Hunter #1 carbide cutters for clean cuts and durability, and a Torx wrench for rotating and replacing the cutters as needed.



2) **The Hollow Pro Calipers** provide accurate measurements in crucial areas of hollow vessels and open bowls.

Hollow-Pro Calipers are precision made from steel and aluminum for maximum strength while maintain a comfortable light weight. The small size will work for hollow forms up to about 8" in diameter and up to 6 1/4" deep. The larger size works for hollow forms up to about 18" in diameter and up to 11 3/4" deep.

For more info and pricing, email Mike at (info@mikejackofsky.com or Visit Mike's Web site: www.mikejackofsky.com.) for ordering and obtaining your Rocket and Caliper tools. You will be glad you did .



Mike Durlak, manager of the San Diego Rockler Store,
is offering the San Diego Woodturners this exclusive discount coupon.
Valid only at the San Diego location on Claremont Mesa Blvd, this coupon gives
each SDWT member 20% off one item (with exclusions as noted).

The coupon (shown below) is valid for one use only per members HOUSEHOLD and
the member must show their current SDWT membership card.

Mike is very supportive of our club and willing to continue the discount program as
long as it is not abused.

Be sure and give Mike a big smile and hearty thanks when you redeem your coupon.

**** 20% OFF ****

ONE ITEM

SAN DIEGO WOODTURNER Member



Coupon Required for Discount, No Exceptions

EXPIRES 09/20/2020

Coupon may be used ONCE! Does not apply to previous purchases. Power tools excluded. Sale items excluded. Discounts may not be combined. Discount Restricted Items Excluded. Sale prices can not be adjusted to use coupon .(Showing current year SDWT Membership Card required). When in doubt, ask Mike.

*******Coupon WILL not be Honored past the Expiration date*******

*******ONE COUPON PER MEMBER HOUSEHOLD ONLY*******

Mentoring Program

Our mentoring program is one of the unique benefits of our club. Our mentors can help with basic to complex turning and teach safety along the way. This is a great way to start out or hone your skills with complex tasks taught by turners skilled in specific areas of turning. Our mentors are volunteers and are dedicated to sharing information on all facets of woodturning.

Rest assured however, that all of our mentors are easy to work with. Most often the mentor opens his/her shop to the applicant at a mutually agreed upon time and schedule.

A list of mentors and their specialties are listed within our Mentor Tab of our SDWT.org website (go to **About** tab and pull down menu, go then to **Mentors**). Phone numbers for the Mentor you have particular area of interest is listed in the (members only area of the web site).. Upon making contact, arrange a time and place. If you have any questions, I am available at the monthly meetings at the raffle table.

I should also point out that the Club also has a program called “**Drop-In**” to help out turners. It meets on the first and third Tuesday of each month. A great opportunity to obtain some help on a particular project or technique with on-site mentors. (see info this newsletter).

Jeff Neff – Mentor Committee Chairman (MentorChairman@sdwt.org)



“Mentors do not give you a shortcut, but they streamline the process. They invariably had their own great mentors, giving them a richer and deeper knowledge of their field. Their ensuing years of experience taught them invaluable lessons and strategies for learning. Their knowledge and experience becomes yours; they can direct you from unnecessary side paths or errors. They observe you at work and provide real-time feedback, making your practice more time efficient. Their advice is tailored to your circumstances and your needs. Working closely with them, you absorb the essence of their creative spirit, which you can now adapt in your own way.” From the Book - ***Mastery*** by Robert Greene



2020 SDWT Board Members and Committees

SDWT BOARD MEMBERS

President

Brian Saunders pres@sdwt.org

Vice President

Karen Freitas vp@sdwt.org

Secretary

Don Wolfe secretary@sdwt.org

Treasurer

Geri Gabriel treasurer@sdwt.org

Members at Large

Paul Simpson

Jeff Neff

Sally Ault

Dave John

Hal Gorss

Don Owen

Terry Sullivan

Jon Chernow

Contact Information for Club Officers, Board and Committee members is available on the SDWT.org website within the Members Only Area. (Membership Directory) and above email addresses.



COMMITTEES

Newsletter

Dave John NewsletterEditor@sdwt.org

Audio/Visual

Mike Foreman

Ron Kaplan

Hal Gorss

DVD Librarian

Carolyn Jones

Raffle

Jeff Neff MentorChairman@sdwt.org

Del Mar Fair

Mark Jacobson

Programs/Classes

Karen Freitas

Sally Ault (Also AAW Liaison ProgramChair@sdwt.org)

Membership

Esther Assemat membership@sdwt.org

Wood Resources

Dan White (GotWood@sdwt.org), Mark Jacobson

Don Owen/

Refreshments

Steve Frick

Gail Morrison

Instant Gallery

Oskar Kirsten

Mentors

Jeff Neff

TAV

Paul Simpson TAVChair@sdwt.org

Sunshine Committee

Mavis Porter

Webmaster

Roy Ulrich webmaster@sdwt.org

The Last Page - “Cutoffs”

(Odds and Ends)



Looking for other virtual woodturning symposium?

Check out **Woodturners Worldwide Symposium** @ woodturnersworldwide.com

September 24th - 26th. On-Line Symposium

Checkout the extensive Demonstrator listing on the website.

On the Lighter Side....“Lets Talk Measurement”

1. Ratio of an igloo’s circumference to its diameter: **Eskimo Pie**
2. 2000 pounds of Chinese Soup: **Won Ton**
3. 1 millionth of a mouthwash: **1 Microscope**
4. Time between birds on a peel and smacking the pavement: **1 Bananosecond**
5. Weight an evangelist carries with God: **1 Billigram**
6. Time it takes to sail 220 yds at 1 nautical mile per hour: **1 Knotfurlong**
7. 365.25 days of drinking low-calorie beer: **1 Lite year**
8. 16.5 feet in the Twilight Zone: **1 Rod Sterling**
9. Half a large intestine: **1 Semicolon**
10. 1,000,000 aches: **1 Megahertz**
11. Basic unit of laryngitis: **1 Hoarsepower**
12. 4 nickels: **2 Paradigms**
13. 1 kilogram of falling figs: **1 Fig Newton**
14. 2000 mockingbirds: **Two Kilomockingbirds**
15. 1000 ccs of wet socks: **1 Literhosen**

San Diego Woodturners (SDWT)

A Nonprofit Corporation

A Chapter of the AAW

9984 Scripps Ranch Blvd #198

San Diego, CA 92131



Next Event:

Art Liestman

ZOOM Video Conferencing Demonstration

19 September 2020; 0900 (0830-0900 Log-In)

A few days before the meeting be on the lookout for an SDWT email blast to Members with ZOOM access/password info.